



 school connect

Annual Report 2023

Community in action.

Together, we empower families in need while helping students access educational resources, mentorship, and new career opportunities.

In 2023, your support empowered **269,365 children** with the ingredients for a successful future.

It all starts at your local school.

How did our programs support Arizona youth?

- ➔ Love Our Schools Day
- ➔ School Connect CAFE
- ➔ STEM CAFE
- ➔ School Connect Awards
- ➔ School Connect Summit



2023 Program Impact

- **243** School Projects
- **75** STEM Partners supporting 1,500 students
- **30,703** Volunteer Hours
- **65** School Districts Receive Training and Coaching
- **298** Schools Received Targeted Resource Planning
- **\$84,000** Grants Support Vulnerable Children
- **369** School Partnerships Created
- **17** School Districts Find Career Pathway Support
- **73** CAFE Schools Impact 49,575 students
- **42** Lifetime Podcasts Advocating Education

What are the results for kids?



= **162,195** ARIZONA CHILDREN

Impact 2023

• CAFE Grants

Provided \$84,000 in CAFE Grants: Community Action For Education

The 2023 School Connect CAFE Program used the power of community action to target specific goals and felt needs at each school. While school projects varied widely, consistent targets included: **student attendance, parent involvement, teacher retention, academic achievement**, and ultimately **career pathways**.

Student Achievement in Arizona

- The research consistently shows that active partnerships between schools and their communities provide resources, support, and alignment that enhance student academic achievement. The long-term outcome of the School Connect CAFE is growth toward student achievement! [See School Impact Report](#)
- **Quality Early Learning:** 27%, Goal 45%
- **Grade 3 Reading:** 41%, Goal 72%
- **Grade 8 Math:** 27%, Goal 69%
- **High School Graduation:** 77%, Goal 90%

Teacher Retention

- We know that teachers change the world one child at a time, but did you know that teacher retention is clearly connected to student achievement? Considering the teacher shortage, our work is vital. [What we are doing](#)

Parent Involvement

- Just how important are parents to a child's education? Over the past 20 years, studies consistently demonstrate a strong correlation between parental involvement and student success. [Read more](#)

• Student Attendance

Why everyone is talking about student attendance and what to do about it.

According to the Arizona Department of Education, students who were chronically absent in 2019 made up only about 14% of K-8 classrooms. Today, chronic absenteeism hovering at 28% – double pre-pandemic rates. For children who are more vulnerable due to economic or minority status, chronic absenteeism jumps to even higher numbers, around 35%.

Why has student attendance dropped, and what can we do? To answer this question, we must understand the nature of learning itself and the complications that arise from social contexts and external factors. **Walk with us through the POV of an absent first-grade student.** [Read the full story.](#)

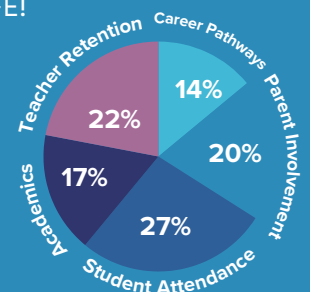
Career Pathways

- **Capturing the imaginations of students to envision who they might become is the first step to connecting their career pathways.** By accessing resources and tools from industry experts and community leaders, School Connect creates a clear and accessible pathways for children to graduate ready for a vibrant future!

[Watch](#) how CORE Construction is partnering with School Connect to support student career pathways through the CAFE!

Targeted Support 2023

- 17% Academic Support
- 22% Teacher Retention
- 14% Career Pathways
- 20% Parent Involvement
- 27% Student Attendance



Our impact

Celebrating 10 years of
community action to change
young lives forever.



162,195 **Arizona children**
269,365 children nationwide

Our Impact



Schools are at the center of sustainable
community development.

*What happens when we connect
schools to community and
galvanize the community
to take action?*

School Connect 2023
programming built
access, belonging,
and success for every
child by connecting
community action to
local schools.

IMPACT ON STUDENTS

students



- Humanitarian Aid
- Student Attendance
- Academic Achievement
- Student Belonging
- Bullying Intervention
- STEM Opportunities
- Career Pathways
- Mental Health Support
- Leadership Opportunities
- Academic Resources
- Intervention Support

IMPACT ON NEIGHBORHOOD

community



- Food Banks
- Town Halls
- Community Gardens
- Affordable Housing
- Safety Initiatives
- Property Value
- Employment Opportunities
- Workforce Development

IMPACT ON TEACHERS

teachers



- Professional Development
- Workforce Development
- Academic Support
- Education Advocacy
- Teacher Support
- Career Advancement
- Parent Teacher Organization
- Mental Health Support
- Leadership Opportunities
- Teacher Retention

IMPACT ON PARENTS

parents



- Humanitarian Aid
- Reduced Chronic Absenteeism
- Parent Engagement
- Volunteerism
- Parent Teacher Organization
- Workforce Development
- Mental Health Support
- Leadership Opportunities

CAFE (Community And Family Engagement) Impact by the Numbers



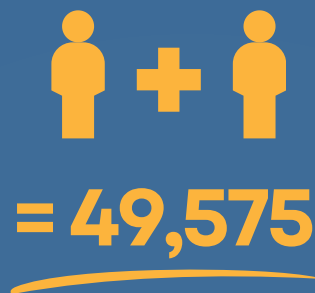
Community action through the CAFE has unlimited potential.

Community action is renewable, shareable, sustainable, and exponential. It starts at the local school and has the power to spread through social channels like wildfire. It leverages the unique talents, resources, and expertise of each local community member to target those resources where they are needed most and where they have the power to make the greatest impact.

WHAT'S THE MATH BEHIND THE CAFE?

Our Community And Family Engagement round table events were hosted by 10 school districts in 2023.

- 10 School Districts CAFEs Connecting School Partnerships
- + 775 Community Leaders
- + Meeting 73 School Principals
- = Support for 49,575 Students



73 Schools



775 Community Leaders



49,575 Students



Students	Schools	Partners	School District
5,800	10	100	Avondale Elementary School District
776	1	15	Cave Creek Unified School District
3,600	6	60	Chandler Unified School District
5,973	7	70	Gilbert Public Schools
1,085	5	50	Holbrook Unified School District
5,600	7	70	Paradise Valley Unified School District
8,017	12	120	Pendergast Elementary School District
12,592	14	150	Queen Creek Unified School District
332	1	12	Roosevelt Elementary District
4,000	7	70	Washington Elementary School District
1,800	3	58	STEM CAFE 3 School Districts

Arizona

National Footprint

Arizona
Statewide



Arkansas
Little Rock



California
Orange County



Colorado
Colorado Springs



Indiana
Fort Wayne



Louisiana
Lafayette



Nebraska
Omaha




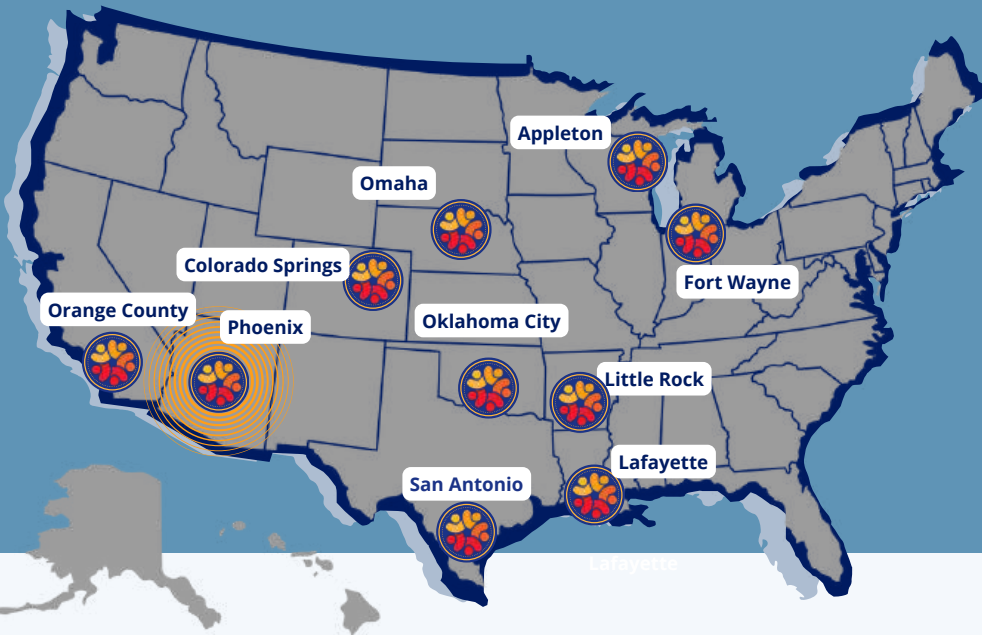
Oklahoma
Oklahoma City



Texas
San Antonio



Wisconsin
Appleton



School Connect celebrates a national footprint spreading the model to 10 states across the country, as we build equality, belonging, and success for every child by connecting **community action** to local schools impacting:

269,365 children

National Impact

+ 49,803
Volunteer Hours



Find Your Purpose Serving

Find purpose by investing your time where it matters to you and your community!

+ 1,063
Schools



Make A Direct Impact

Know that your work directly impacts a local school to increase opportunities for children

+ 2107 Partner Organizations



Build Relationship

Projects are the perfect opportunity to connect with other people who care and are working for positive change



Watch their stories!

In 2023, School Connect used our platform to share the powerful stories of those who have been champions for education!

- Collected nominations statewide
- Awarded 15 leadership categories
- Celebrated winners in award ceremony and throughout the year to advocate
- Awarded and celebrated community leaders supporting education

Education Advocacy

Valencia Newcomer School
Alhambra Elementary School District



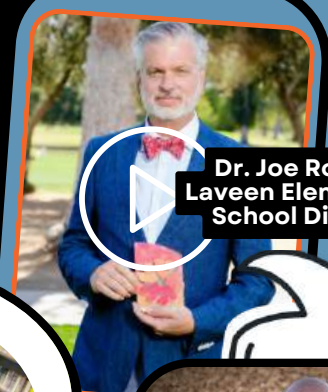
Beth Lake
Amphitheater Public Schools



Nathaniel George
Brophy College Preparatory



Dr. Marianne Lescher
Kyrene Elementary School District



Dr. Joe Roselle
Laveen Elementary School District



Dr. Perry Berry
Queen Creek Unified School District



Sophia Ktring
Pendergast Elementary School District

Reached 42 Lifetime podcasts highlighting champions of education!

Dr. Paul Guy, Jr.
Chinle Unified School District



Elizabeth Cranford
Altar Valley Elementary School District





SCHOOL CONNECT SUMMIT 2023

Grand Canyon University
3300 W. Camelback Road, Phoenix, AZ 85017

Presented By:



800+ Attendees

54% Education Leaders

- 31 Superintendents
- 76 District Level

96 different school districts,
colleges, and universities


46% Community Leaders

- 19% Business Leaders
- 16% Nonprofit
- 10% Faith
- 1% Government



SUMMIT 2023

Together We Create the Future



2023 Financial Partners

PLATINUM CHANGEMAKER

Jack Ingebritson Foundation, Inc.



DIAMOND LEGACY OF HOPE

Anonymous



GOLD COMMUNITY CATALYST



SILVER CHAMPIONS OF EDUCATION

David and Tracey Beal



Blake Williams

BRONZE HERO MAKERS



Daniel and Shea Duryea



Antonya Williams

EDUCATION ADVOCATES

ACE Mentoring Program Dave Bushnell Canyon Promotions Copper Point Insurance EPS Wealth Management
GCON Inc. GenTech Goodwill AZ Dean Kuest Ruth McLeod Sunland Asphalt Tim and Dawn Tiller VSMG

CHAMPIONS

Orcutt | Winslow suoLL architects, LLC Jack and Connie Harris Desert Diamond Casinos & Entertainment
Dr. Jennifer Johnson Jerry Jennex John Dowd Mental Health Center of America Michael Groeger
Dr. Mike Richardson Deanna Salazar ABM Education Center for the Future of Arizona Rusty Hood
Shade 'N Net SPS+ Architects 3A Automotive Anod Care Services STEM Sports Shiloh Community Church
Nancy S. Meyer Randy and Marilyn Reiff Urban Farming Education Veregy Pat Whelan Wholesale Floors



6534 N 63RD AVENUE
GLENDALE, AZ 85301



1st First time in school's history to achieve a B rating!


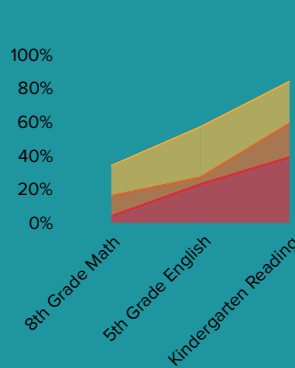
+50% Teacher Retention Increased by +50%

-35% Negative Discipline Referrals Reduced by 35%

-60% Reading Intervention Decreased from 50% to 20%.

Showcasing Student Progress!

97% of teachers believe that student learning increases when staff can work in collaborative groups that freely share and exchange ideas and solutions.



-60% Drop in Intensive Reading Support Needed



Chronic Absenteeism Reduced by 13%

GROWTH POINTS
from **59.27**
to **71.71**

Arizona Accountability Growth Score in 2023

TEACHER IMPACT

"Something has changed!"



+ 50% Teacher Retention Increased by 50%

Community Support:

- Gave Teacher Awards
- Provided Teacher Classroom Support
- Salad and Go meals for Teachers
- Donated Gifts for Positive Behavior Incentive Supports in the Classroom
- Increase % of Teacher Hours Spent on Academic Achievement

Staff Surveys Show: 87%

Surveys show 87% of school staff feel valued and listened to by my colleagues and administrators.

STUDENT IMPACT

"My teachers believe I can do well in school."

- Glendale High School students are mentors/teachers in training
- Fullerton Financial provides incentives for academic excellence
- Boys & Girls Clubs share campus, resources & community events
- Pure Heart Church provides campus beautification, volunteer support for events
- La Frontera Behavioral Health offers on site counseling
- Partners provide \$23,400 support
- 276 Volunteer hours to support students
- School projects included:

Bunk Beds, Christmas Bike Drive, Student Incentive Room, Field Day, Career Day, Thanksgiving Food, Read Across America

PARENT IMPACT

"The Community Cares About Our Kids!"



The school is the "hub" of the neighborhood

Parents Taking Leadership with the School

- Held weekly parenting classes
- Provided parent mental health support
- Provided parent incentive/prize room
- Offered K-3 reading intervention and English Language Learning
- Involved parents in giving teachers personal cards and tokens of appreciation
- Parents, stakeholders, the neighborhood association and the City of Phoenix worked together on neighborhood safety